

## Fireray One Lite Motorised Beam Detector

[EN] 6180-100 [UL] 6180-300

With no specialist tools or knowledge needed for installation and operation, the Fireray One Lite is a standalone beam detector that prioritises ease of installation.

Using the Fireray One Lite, it couldn't be easier to bring the benefits of beam detection to your application:

- Motorised Auto-Alignment™ – Aim the Fireray One Lite onto the Reflector, then at the flick of a switch, it aligns itself.
- One standalone product – no specialist tools required; minimal prior knowledge and training needed.



FEATURES	
Detection range	5 to 50 m (16½ ft to 164 ft). 50 to 100 m (164 ft to 328 ft) with Reflective Long Range Kit
Alignment method	Motorised Auto-Alignment, Manual alignment
Contamination compensation	Compensates for gradual build-up of contamination on the optical surfaces
Light cancellation technology™	Compensates for high levels of sunlight and artificial lighting
Optical wavelength – smoke detection	850 nm near infrared (invisible)
Signal output	Individual alarm and fault relays (VFCO) 0.5 A @ 30 VDC

APPROVALS	
Worldwide approvals include EN54-12 and UL268 certification. Visit <a href="http://ffeuk.com">ffeuk.com</a> for up-to-date approvals information.	

APPLICATION	CHALLENGE	FIRERAY ONE
Warehouses	Cost effective protection	A standalone beam detector with all the benefits of Fireray Reflective beam detection
	Simple installation	Single point of wiring and commissioning

ACCESSORIES	
1010-000	Fireray Prism (Long Range)
1150-000	Fireray Commissioning and Maintenance Kit
1170-000	Fireray Detector Adjustment Bracket
1100-000	Fireray One Lite Protective Cage
1040-000	Fireray Prism Adjustment Bracket
1050-000	Fireray Prism Adjustment Bracket (Long Range)
1030-000	Fireray Prism Wall Bracket [White]
1031-000	Fireray Prism Wall Bracket [Black]
1060-000	Fireray One Lite Detector Heater
1090-000	Fireray Prism Anti-condensation Heater [White]
1260-000	Fireray One Lite Backbox



# Fireray One Lite

## Motorised Beam Detector

[EN] 6180-100 [UL] 6180-300

Datasheet

### DESIGN SPECIFICATION

Separation distance between Detector and Reflector	5 m to 50 m (16½ ft to 164 ft) 50 m to 100 m (164 ft to 328 ft) with Long Range Kit
Beam path clearance	0.5 m radius from centre line between Detector and Reflector
Detector dimensions	181(h) x 130(w) x 134(d)mm 7"(h) x 5"(w) x 5¼"(d)
Reflector dimensions	Single reflector: 100(h) x 100(w) x 9(d) mm (4"(h) x 4"(w) x ⅓"(d)) Four reflectors in a square pattern 200(h) x 200(w) x 9(d) mm (8"(h) x 8"(w) x ⅓"(d))
Product weight	Detector: 0.7 kg (1½ lb) Reflector: 0.1 kg (¼ lb)
Housing colour	Grey RAL7045, UV stable
Cable gauge and type	2 core, dedicated, 0.5 to 1.6 mm (1/100" to 6/100") (24 to 14 AWG) System compatible with fireproof and non-fireproof cable meeting local installation standards
Cable entry	3 knock-out: M20, ½" or ¾" glands 1 drill-out: up to 16mm (⅝") dia.

### ELECTRICAL SPECIFICATION

Operating voltage	14 to 36 Vdc
Operating current (constant) all modes	Normal Operation - 5 mA Low Power Alignment Mode - 5 mA High Power Alignment Mode - 33 mA

### ENVIRONMENTAL SPECIFICATION

Operating temperature	-20°C to +55°C (-4°F to +131°F)
Storage temperature	-40°C to +85°C (-40°F to +185°F)
Relative humidity	0 to 93% non condensing or icing
IP rating	IP55
Housing flammability rating	UL94 V0 polycarbonate

### TEST AND MAINTENANCE

Alarm test: Optical alarm test using Commissioning and Maintenance Kit accessory (1150-000)

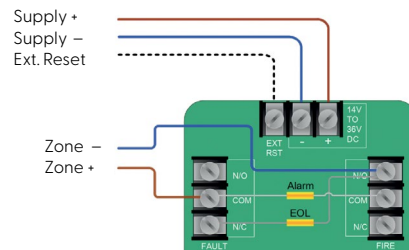
### OPTICAL SPECIFICATION

Fault level/Rapid obscuration ( $\Delta \leq 2$ seconds)	$\geq 85\%$
Maximum angular alignment of Reflective Detector	$\pm 4.5^\circ$ ( $\pm 70^\circ$ with adjustment bracket accessory)
Maximum angular misalignment of Reflective Detector	$\pm 0.5^\circ$
Maximum angular misalignment of Reflector	$\pm 5^\circ$

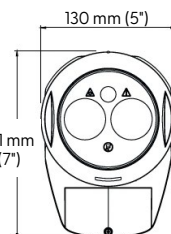
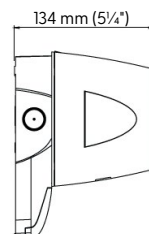
### PROGRAMMABLE USER SETTINGS

Alarm response threshold levels	25% (1.25 dB) Fastest response to smoke 35% (1.87 dB) Default value 55% (3.46 dB) High immunity to false alarms, slow response to smoke 85% (8.23 dB) Highest immunity to false alarms, slowest response to smoke *Configured via the integrated user interface
Delay to alarm	10 seconds, when signal is below the alarm threshold
Delay to fault	10 seconds, for momentary obstruction of the beam path
Integrated user interface	Alignment mode switch, alignment directional buttons and configuration switches for alarm response threshold
Alignment status indication	2 Green LEDs and 1 Amber LED
System status indication	Normal – Green LED flashing every 10 seconds Alarm condition – Red LED flashing every 10 seconds Fault condition – Amber LED flashing every 10 seconds for obscuration or every 5 seconds for contamination
Cleaning	Flat front face with enclosed optics. Cleaning the optics does not affect alignment.

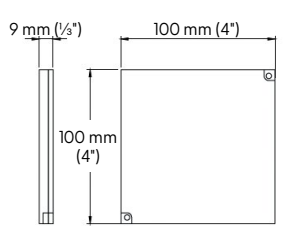
### EXAMPLE WIRING



### FIRERAY ONE DIMENSIONS



### REFLECTOR



### INSTALLATION RECOMMENDATIONS

Please refer to our User Manual for mounting and wiring instructions. The installation of Fireray® beam detectors should be undertaken in accordance with recognised national or international standards and codes of practice.



FFE Limited, 9 Hunting Gate, Hitchin, Hertfordshire SG4 0TJ, UK  
t: +44 (0) 1462 444 740 e: sales@ffeuk.com w: ffeuk.com

FFE Limited, 1455 Jamike Ave Ste 200, Erlanger, KY 41018-3147, USA  
t: +1859 957 1570 e: america@ffeus.com w: ffeus.com

Specifications and wiring information are provided for information only and are believed to be accurate. FFE Ltd assumes no responsibility for their use. Data and design are subject to change without notice. Installation and wiring instructions are shipped with the products and should always be used for actual installation. For more information, contact your Sales Representative.  
Document Part No: 24-0433-01